



BAYAWAN WATER DISTRICT
INCOME STATEMENT
For the month Ending June 30 , 2016

	CURRENT MONTH	YEAR TO DATE
OPERATING REVENUE		
Metered Sales	2,814,695.74	14,583,206.97
Penalty Charges	89,964.12	478,916.15
Other Business & Service Income	102,164.04	787,584.80
Other Income	14,448.71	99,306.92
<i>Total Operating Revenue</i>	3,021,272.61	15,949,014.84
OPERATING EXPENSES		
Personal services		
Salaries and Wages	942,239.50	3,428,527.88
Other Compensation & Allowances	73,000.00	1,266,223.00
Personnel Benefit Contributions	60,074.26	472,422.78
Other Personnel Benefits	74,385.78	527,035.93
Total Personal Services	1,149,699.54	5,694,209.59
Operating Expenses		
Honoraria(Directors Fees & Renumerations)	67,690.00	214,945.91
Office Supplies Expenses	23,449.67	68,245.22
Fuel, Oil & Lubricants Expenses	12,420.95	55,793.47
Maintenance Supplies Expenses	1,521.54	6,142.30
Other Supplies Expenses	1,039.25	2,754.52
Travel Expenses	105,952.11	658,114.14
Training & Scholarship Expenses	64,938.06	373,327.01
Water	-	33,782.20
Electricity	20,541.88	125,793.33
Fuel	10,146.44	56,959.24
Postage & Deliveries	1,087.00	7,216.02
Telephone Expenses - Landline	733.32	20,960.57
Telephone Expenses - Mobile	7,178.60	44,846.03
Internet Expenses	-	16,164.85
Cable, Satellite, Telegraph & Radio Expenses	-	1,800.00
Printing Expenses	2,240.00	154,026.10
Advertising, Promotional & Marketing Expenses	-	-
Taxes Duties & Licenses	30,234.30	177,459.35
Insurance Premiums	-	5,524.12
Representation expenses	23,873.00	101,968.50
Rent/lease expenses	-	-
Survey Expenses	-	-
Generation , Transmission & Distribution Expenses	287,231.07	1,399,084.89
Extraordinary and Miscellaneous Expenses	19,893.00	27,678.80
Membership Dues & Contribution to Organizations	-	32,962.00
Cultural & Athletic Expenses	-	-
Donations	-	-
Legal Services	600.00	2,450.00
Auditing Services	-	6,080.00
General/Janitorial Services	2,400.00	17,400.00
Security Services	-	82,200.00
Other Professional Services	10,000.00	17,000.00
Total Operating Expenses	693,170.19	3,710,678.57

Maintenance Expenses

Repairs & Maintenance - Plant	118,185.09	371,328.49
Repairs & Maintenance - Buildings & other structures	162,061.60	531,782.00
Repairs & Maintenance - Office Equipment	220.00	220.00
Repairs & Maintenance - Laboratory Equipment	-	-
Repairs & Maintenance - Land Transport Equipment	3,048.00	185,420.35
Repairs & Maintenance - Other machinery & equipment	14,592.00	76,207.70
Repairs & Maintenance - Furniture & Fixtures	99.00	949.00
Repairs & Maintenance - Calamity	-	-
Total Maintenance Expenses	298,205.69	1,165,907.54

TOTAL Personal, Operating & Maintenance Expenses	2,141,075.42	10,570,795.70
---	---------------------	----------------------

NET INCOME BEFORE DEPRECIATION & INTEREST	880,197.19	5,378,219.14
--	-------------------	---------------------

Less: Depreciation Expense	285,761.85	1,681,015.60
Bad Debts Expense	-	-
	285,761.85	1,681,015.60


Add: OTHER INCOME


Interest Revenue	1,632.96	3,047.60
Income from Grants & Donations	-	-
Dividend Revenue	-	-
Total Other Income	1,632.96	3,047.60


Less: OTHER EXPENSES

Interest on LTD	515,099.46	1,376,490.24
Interest on Bank Deposits	-	-
Bank Charges	-	1,750.00
Loss on Assets	-	-
Total Other Expenses	515,099.46	1,378,240.24

NET INCOME/(LOSS)	P 80,968.84	2,322,010.90
--------------------------	--------------------	---------------------

Prepared by:

JEANA A. DY
Bookkeeper Designate

Checked/Verified by:

GINALYN P. PIOSCA
Division Manager C

Noted by:

ALMA L. ABRASALDO
General Manager C