




BAYAWAN WATER DISTRICT
INCOME STATEMENT
 For the month Ending March 31, 2016


	CURRENT MONTH	YEAR TO DATE
OPERATING REVENUE		
Metered Sales	2,164,759.22	6,587,746.36
Penalty Charges	69,314.99	236,286.05
Other Business & Service Income	153,468.62	381,646.35
Other Income	13,484.11	38,736.93
<i>Total Operating Revenue</i>	2,401,026.94	7,244,415.69
OPERATING EXPENSES		
Personal services		
Salaries and Wages	369,536.05	1,434,672.38
Other Compensation & Allowances	63,000.00	614,000.00
Personnel Benefit Contributions	84,526.24	241,511.58
Other Personnel Benefits	10,779.18	89,359.17
Total Personal Services	527,841.47	2,379,543.13
Operating Expenses		
Honoraria(Directors Fees & Renumerations)	31,882.50	72,305.91
Office Supplies Expenses	6,695.91	22,729.88
Fuel, Oil & Lubricants Expenses	6,398.80	22,108.58
Maintenance Supplies Expenses	-	1,918.79
Other Supplies Expenses	1,120.00	1,715.27
Travel Expenses	74,769.44	363,178.17
Training & Scholarship Expenses	67,541.87	183,830.70
Water	33,782.20	33,782.20
Electricity	20,361.74	58,324.95
Fuel	7,746.00	26,877.09
Postage & Deliveries	1,604.02	3,051.02
Telephone Expenses - Landline	3,856.20	11,754.74
Telephone Expenses - Mobile	6,688.82	22,788.01
Internet Expenses	1,424.11	4,272.33
Cable, Satellite, Telegraph & Radio Expenses	-	840.00
Printing Expenses	6,598.00	23,740.10
Advertising, Promotional & Marketing Expenses	-	-
Taxes Duties & Licenses	17,090.61	91,861.01
Insurance Premiums	-	5,524.12
Representation expenses	30,047.45	34,186.50
Rent/lease expenses	-	-
Survey Expenses	-	-
Generation , Transmission & Distribution Expenses	291,944.12	614,683.60
Extraordinary and Miscellaneous Expenses	7,185.80	7,685.80
Membership Dues & Contribution to Organizations	4,350.00	13,354.00
Cultural & Athletic Expenses	-	-
Donations	-	-
Legal Services	250.00	1,550.00
Auditing Services	-	6,080.00
General/Janitorial Services	2,400.00	7,200.00
Security Services	19,000.00	29,200.00
Other Professional Services	-	7,000.00
Total Operating Expenses	642,737.59	1,671,542.77

Maintenance Expenses		-
Repairs & Maintenance - Plant	39,155.09	152,774.03
Repairs & Maintenance - Buildings & other structures	5,575.00	91,652.90
Repairs & Maintenance - Office Equipment	-	-
Repairs & Maintenance - Laboratory Equipment	-	-
Repairs & Maintenance - Land Transport Equipment	8,735.00	176,247.35
Repairs & Maintenance - Other machinery & equipment	12,613.00	31,182.70
Repairs & Maintenance - Furniture & Fixtures	-	-
Repairs & Maintenance - Calamity	-	-
Total Maintenance Expenses	66,078.09	451,856.98
TOTAL Personal, Operating & Maintenance Expenses	1,236,657.15	4,502,942.88
NET INCOME BEFORE DEPRECIATION & INTEREST	1,164,369.79	2,741,472.81
Less: Depreciation Expense	280,393.57	833,196.95
Bad Debts Expense	-	-
	280,393.57	833,196.95
<i>Add: OTHER INCOME</i>		
Interest Revenue	1,414.64	1,414.64
Income from Grants & Donations	-	-
Dividend Revenue	-	-
Total Other Income	1,414.64	1,414.64
<i>Less: OTHER EXPENSES</i>		
Interest on LTD	85,482.94	344,286.18
Interest on Bank Deposits	-	-
Bank Charges	-	-
Loss on Assets	-	-
Total Other Expenses	85,482.94	344,286.18
NET INCOME/(LOSS)	P 799,907.92	1,565,404.32


Prepared by:


JEANA A. DY
 Bookkeeper Designate

Checked/Verified by:


GINALYN P. PIOSCA
 Division Manager C

Noted by:


ALMA L. ABRASALDO
 General Manager C